

Emphasis Area



AGGRESSIVE DRIVING



Overview

Aggressive driving is generally defined as actions by drivers that result in adverse safety effects for themselves and other drivers and contribute to crashes. Aggressive Driving includes:

- Speeding
- Failure to yield right of way
- Following too closely
- Disregarding traffic control (e.g., stop signs, red lights)
- Weaving in traffic

From 2014 to 2018, aggressive driving was involved in 1,167 fatalities on highways in Kentucky, accounting for 31 percent of all traffic fatalities.

Opportunities

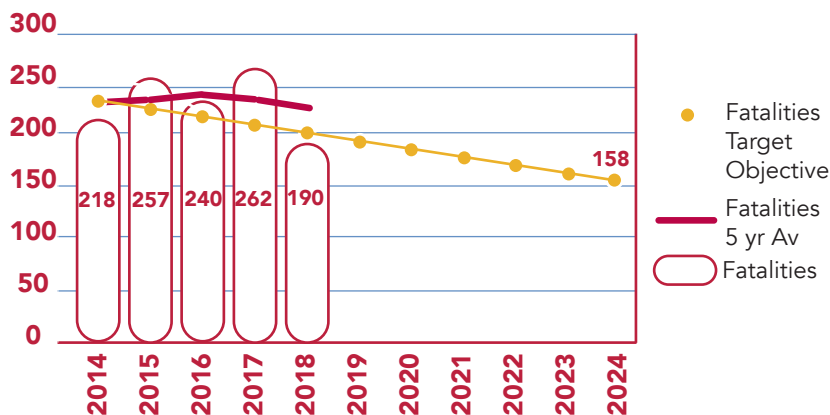
There are many ways to prevent aggressive driving behaviors, including driver education that highlights the impacts of aggressive driving, focused enforcement of related traffic laws, and consideration of roadway design features targeting these behaviors.

This SHSP includes multiple strategies for combatting aggressive driving in Kentucky, including:

- Supporting legislative opportunities to curb aggressive driving, such as automated enforcement in school and work zones.
- Performing saturation highway patrols in aggressive driving problem areas.
- Developing and providing education programs focused on speed related outcomes.



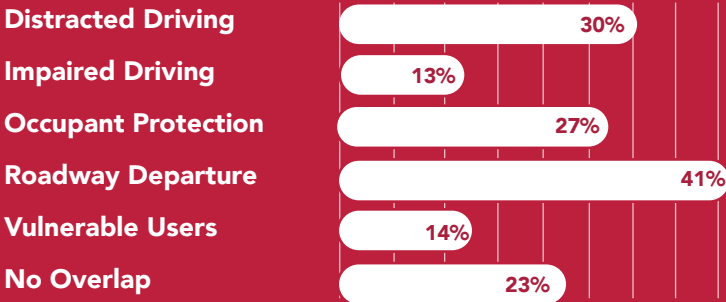
AGGRESSIVE DRIVING Goal & Objective



Kentucky has identified Aggressive Driving as an emphasis area due to the severity of the problem and opportunity for improvement. A goal of this SHSP is to identify and implement strategies that prevent future aggressive driving-related fatalities and serious injuries.

To measure progress toward this goal, an objective has been set to prevent future aggressive driving-related fatalities such that the annual total will fall at or below 158 by December 31, 2024.

AGGRESSIVE DRIVING: Overlap with other Areas (% Fatalities + Serious Injuries 2014-2018)



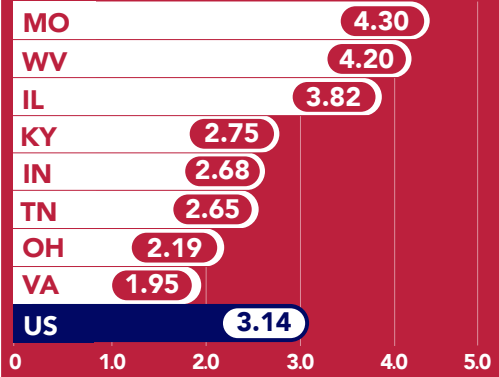
41%

of Aggressive Driving fatalities & serious injuries occurred in crashes where Roadway Departure was also a factor.

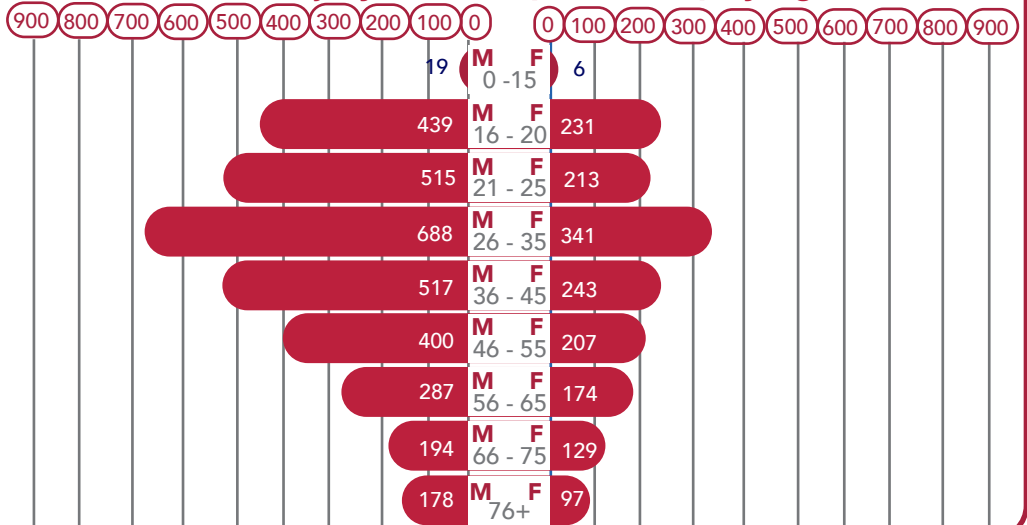
The Driver was Male in
66%

of fatal & serious injury crashes involving Aggressive Driving.

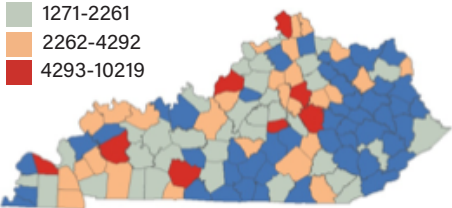
Speeding Involved Crashes Fatality Rate for KY & Bordering States 2013-17



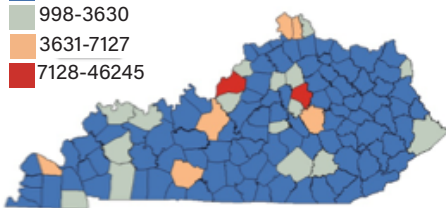
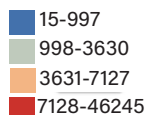
Aggressive Driving: Fatal & Serious Injury Crashes (2014-2018) By Age & Gender



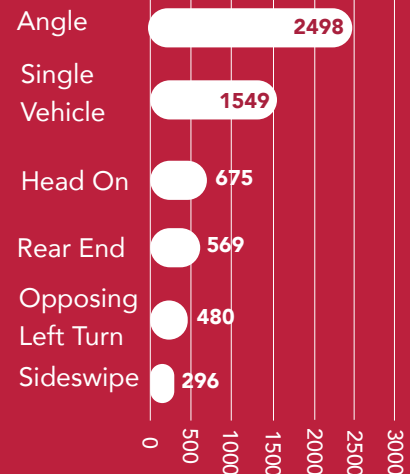
Aggressive Driving Crashes per 100K Population 2014-2018



Total Aggressive Driving Crashes by County 2014-2018



Aggressive Driving: Fatalities & Serious Injuries by Crash Type



31% of crash fatalities in Kentucky involved
Aggressive Driving.

